



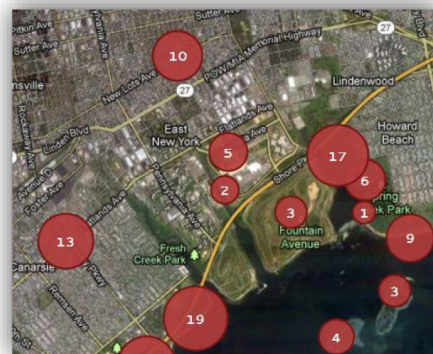
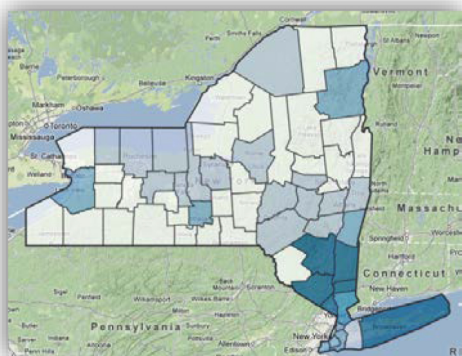
iMapInvasives

Sharing information for strategic management

Calling all citizen scientists, educators and volunteers concerned about invasive species!

Report invasive species locations to the NYS Invasive Species Database

- ✓ **Monitor the invasive species** in your area (home, town, park, etc.)
- ✓ **Help natural resource professionals** by improving distribution maps
- ✓ **Be a “first detector”** by learning the signs of, and reporting, species new to your area
- ✓ **Search the database** to understand where invasive species have been found in NYS



To get involved, attend a training conducted by SLELO PRISM

Registration Required, [click here to register](#)

June 13th, 2018 (*June 14th rain date*)

(Register by June 1st) 11am-3:30pm St.

Lawrence University Wachtmeister Field

Station, Co Rd 27, Canton, NY, 13617

June 18th, 2018 (*June 19th rain date*)

(Register by June 1st) 11am-3:30pm

SUNY Oswego Rice Creek Field Station,

Brownell Rd, Oswego, NY 13126

To register, contact:

Megan Pistolese


megan.pistolese@tnc.org

315 387 3600 x 7724



New York
Natural Heritage
Program

Supported by the New York State Environmental Protection Fund
through a contract with NYS Department of Environmental Conservation



What are invasive species?

Invasive species are **non-native** plant, animals, and pathogens that cause **harm** to the environment, the economy, or human health

